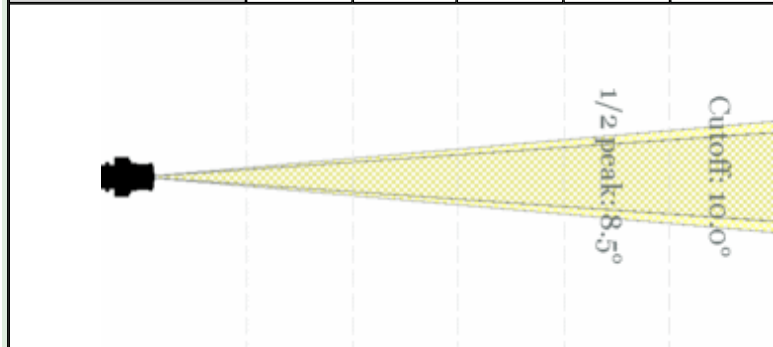
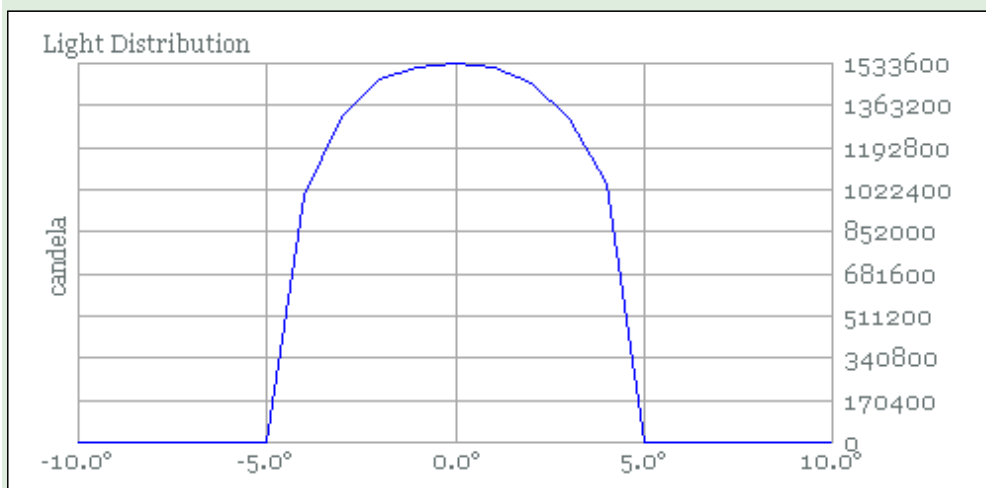
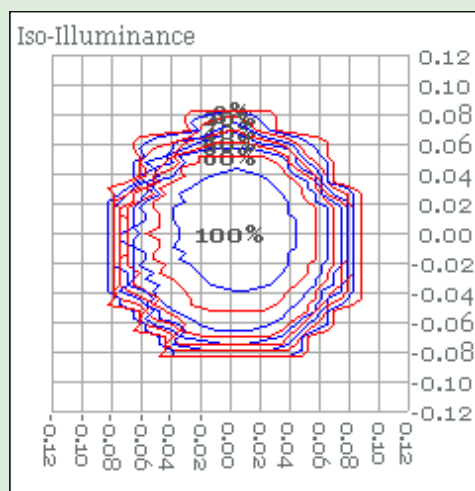
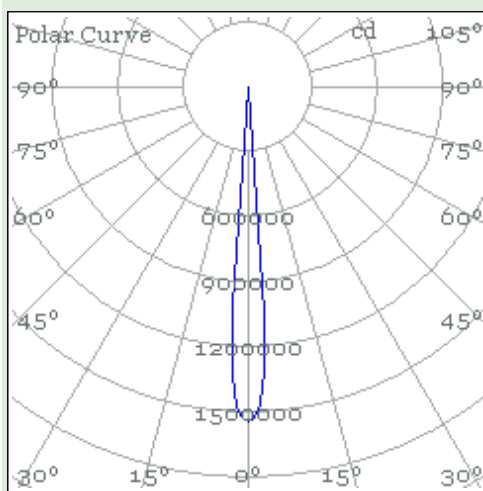


Standard (beamsmoother removed) , Zoom at Minimum (10°)

Distance (m.)	10	20	30	40	50
Cutoff	1.8	3.5	5.3	7.0	8.8
1/2 peak	1.5	3.0	4.5	6.0	7.4
Illuminance (lux)	15330	3832	1703	958	613

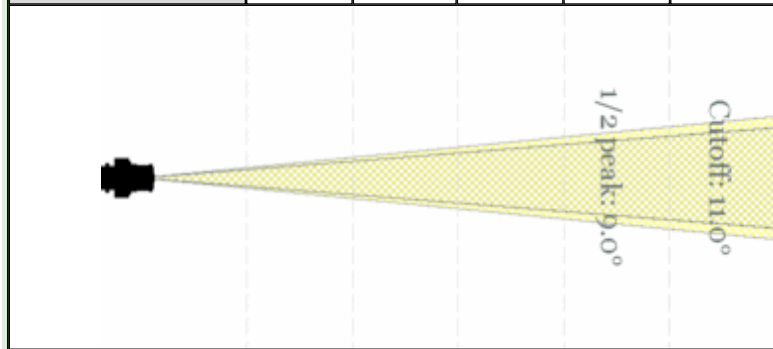


Efficiency	28%
Half-peak diameter	0.15 X distance(m)
Cutoff diameter	0.17 X distance(m)
Illuminance	$1533000 / \text{distance}^2$ (lux)
Total Output	23500 (lumens)

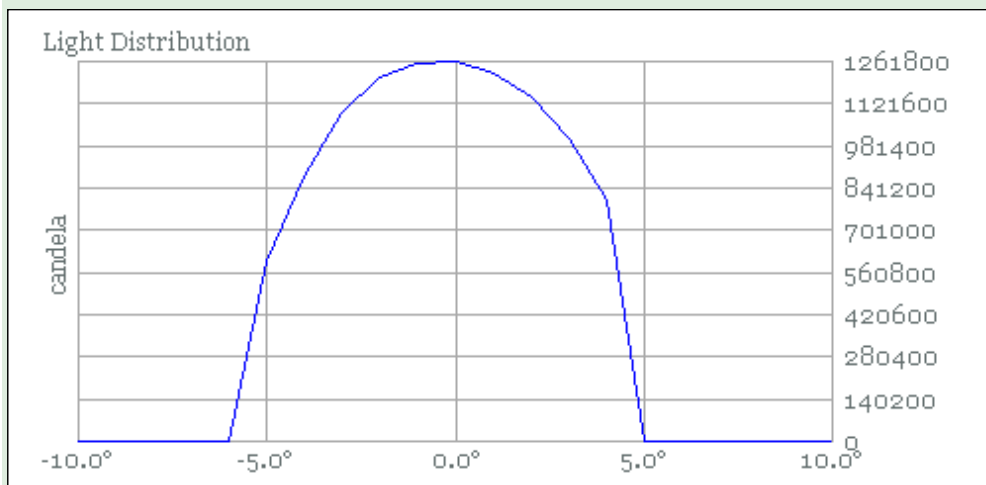
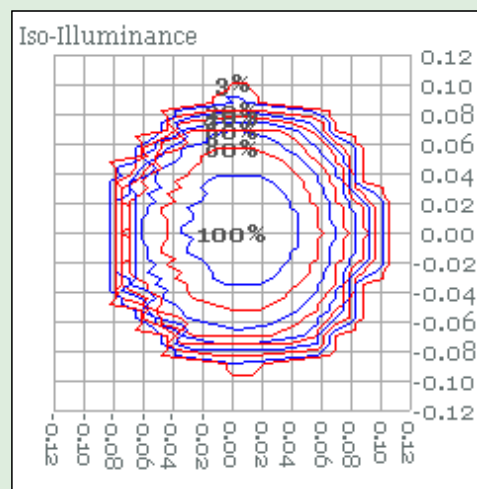
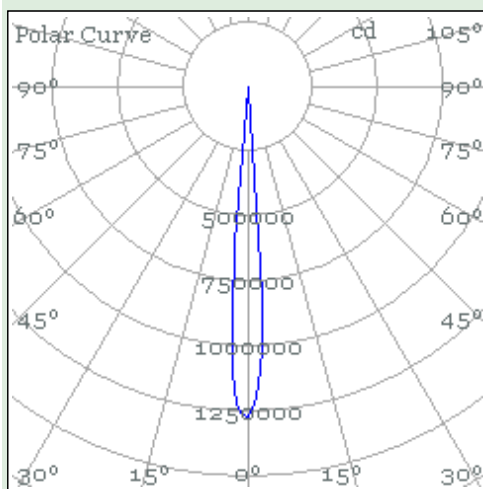


Standard Lens , Zoom at Minimum (11°)

Distance (m.)	10	20	30	40	50
Cutoff	1.9	3.9	5.8	7.7	9.6
1/2 peak	1.6	3.2	4.7	6.3	7.9
Illuminance (lux)	12620	3155	1402	789	505



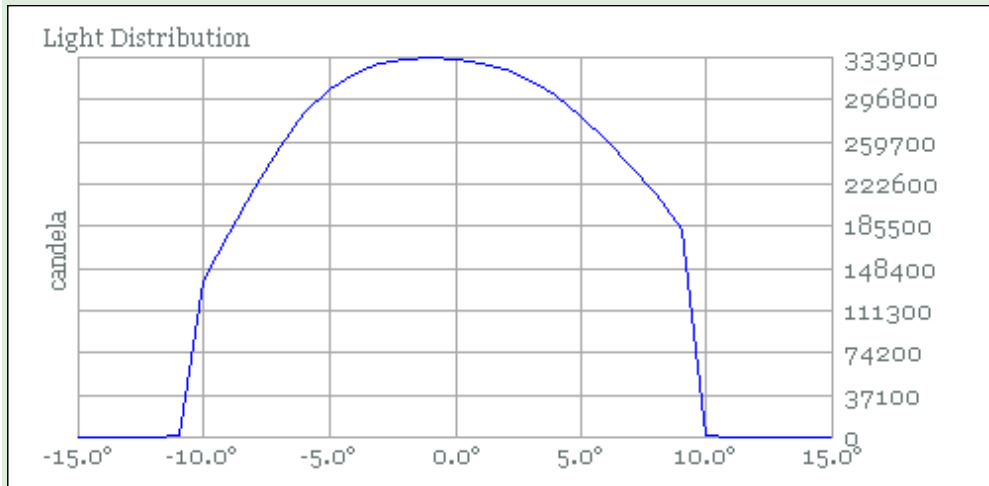
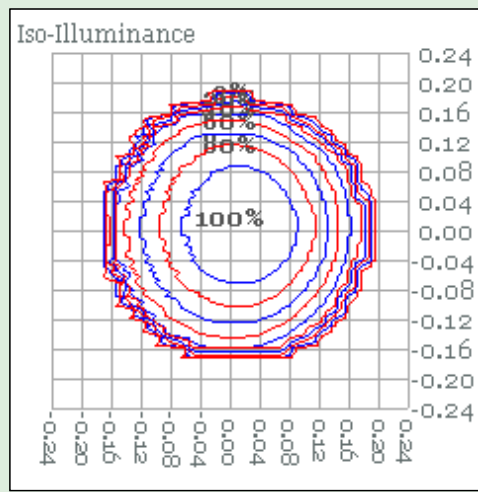
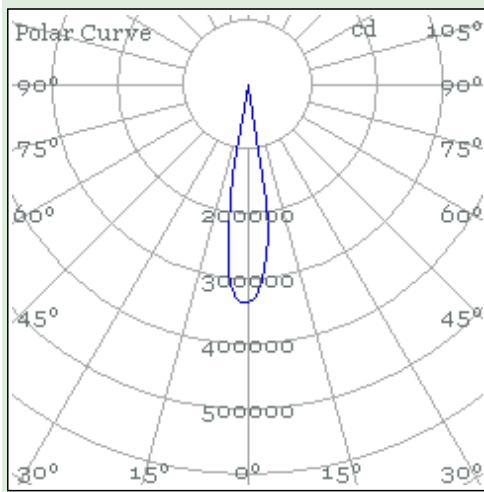
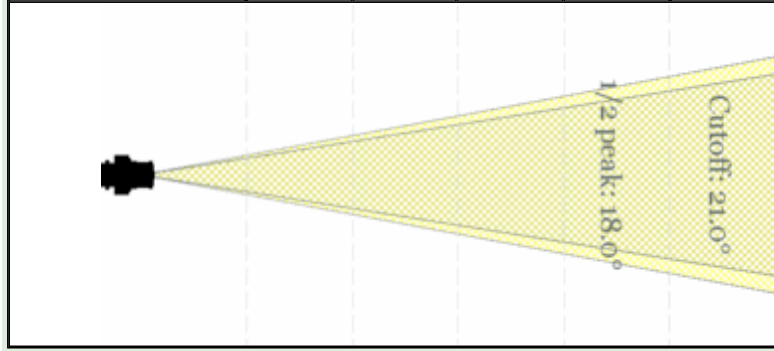
Efficiency
26%
Half-peak diameter
0.16 X distance(m)
Cutoff diameter
0.19 X distance(m)
Illuminance
$1262000 / \text{distance}^2$ (lux)
Total Output
22000 (lumens)



Standard Lens , Zoom at Median (21°)

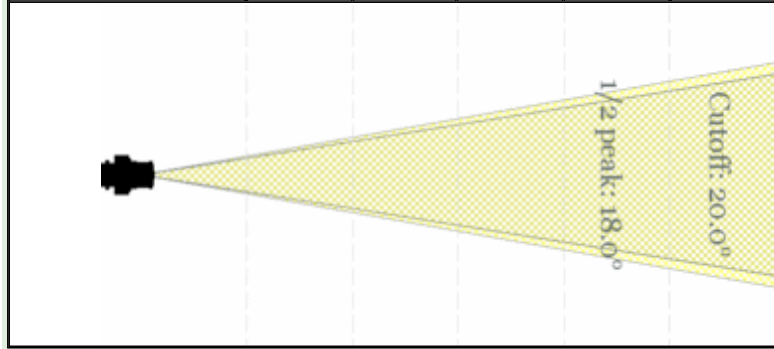
Distance (m.)	4	8	12	16	20
Cutoff	1.5	3.0	4.5	5.9	7.4
1/2 peak	1.3	2.5	3.8	5.1	6.3
Illuminance (lux)	20938	5234	2326	1309	838

Efficiency
27%
Half-peak diameter
0.32 X distance(m)
Cutoff diameter
0.37 X distance(m)
Illuminance
$335000 / \text{distance}^2$ (lux)
Total Output
23300 (lumens)

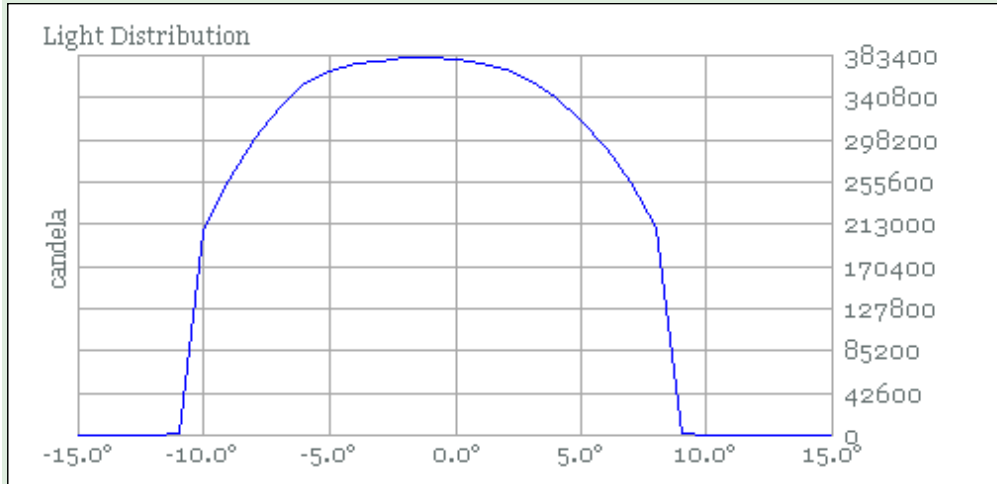
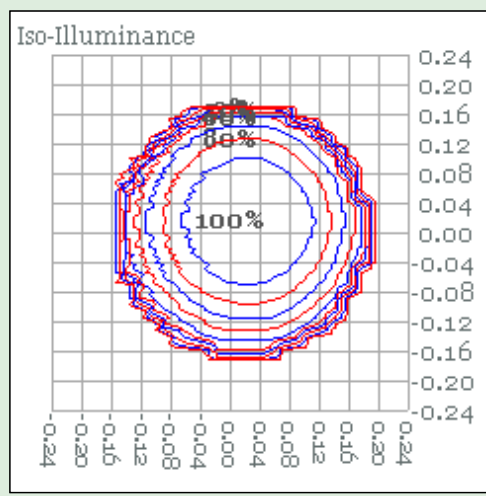
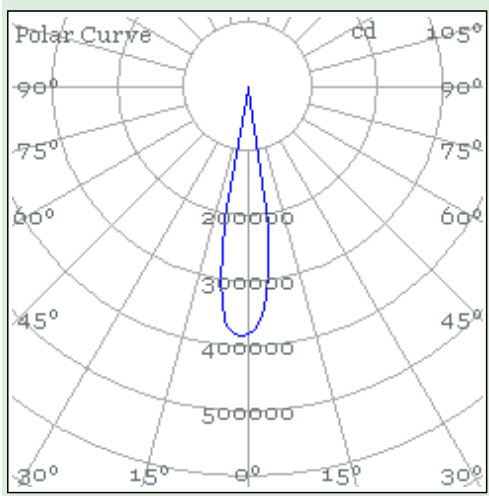


Standard (beamsmoother removed) , Zoom at Median (20°)

Distance (m.)	4	8	12	16	20
Cutoff	1.4	2.8	4.2	5.6	7.1
1/2 peak	1.3	2.5	3.8	5.1	6.3
Illuminance (lux)	24000	6000	2667	1500	960

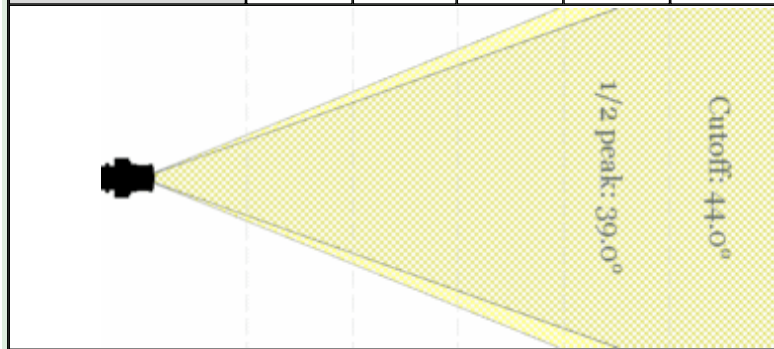


Efficiency	
30%	
Half-peak diameter	
0.32 X distance(m)	
Cutoff diameter	
0.35 X distance(m)	
Illuminance	
$384000 / \text{distance}^2$ (lux)	
Total Output	
25700 (lumens)	

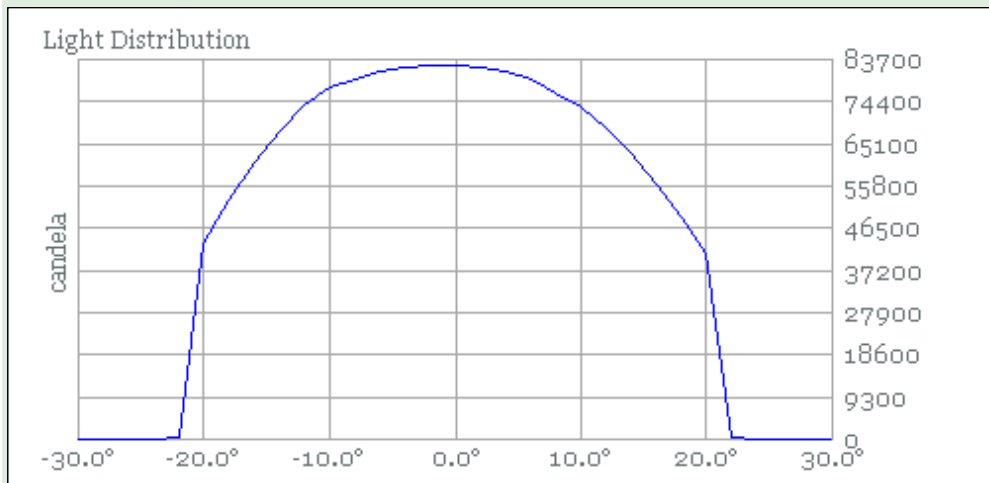
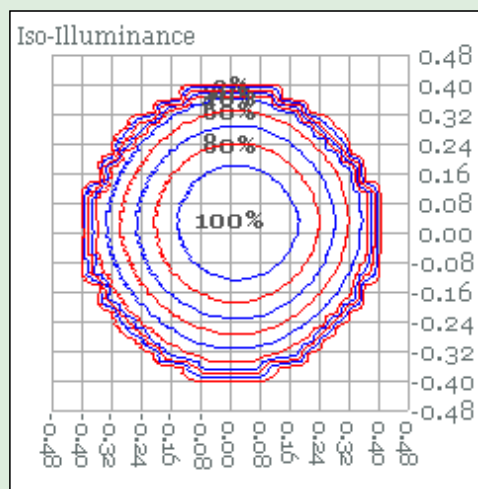
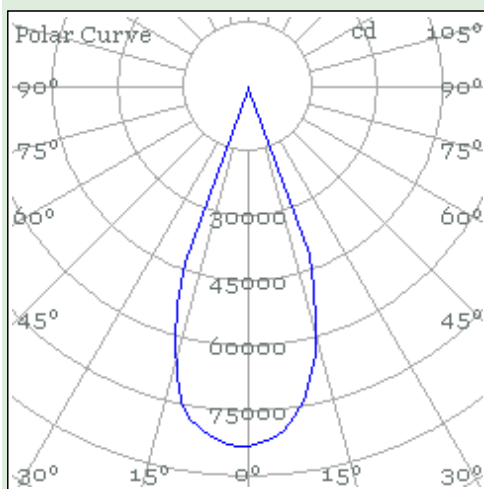


Standard (beamsmoother removed) , Zoom at Maximum (44°)

Distance (m.)	2	4	6	8	10
Cutoff	1.6	3.2	4.9	6.5	8.1
1/2 peak	1.4	2.8	4.3	5.7	7.1
Illuminance (lux)	20750	5188	2306	1297	830

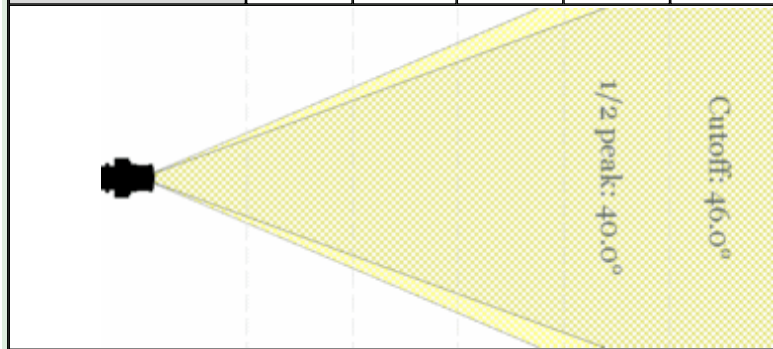


Efficiency	31%
Half-peak diameter	0.71 X distance(m)
Cutoff diameter	0.81 X distance(m)
Illuminance	83000 / distance ² (lux)
Total Output	26000 (lumens)



Standard Lens , Zoom at Maximum (46°)

Distance (m.)	2	4	6	8	10
Cutoff	1.7	3.4	5.1	6.8	8.5
1/2 peak	1.5	2.9	4.4	5.8	7.3
Illuminance (lux)	18500	4625	2056	1156	740



Efficiency	28%
Half-peak diameter	0.73 X distance(m)
Cutoff diameter	0.85 X distance(m)
Illuminance	74000 / distance ² (lux)
Total Output	23800 (lumens)

